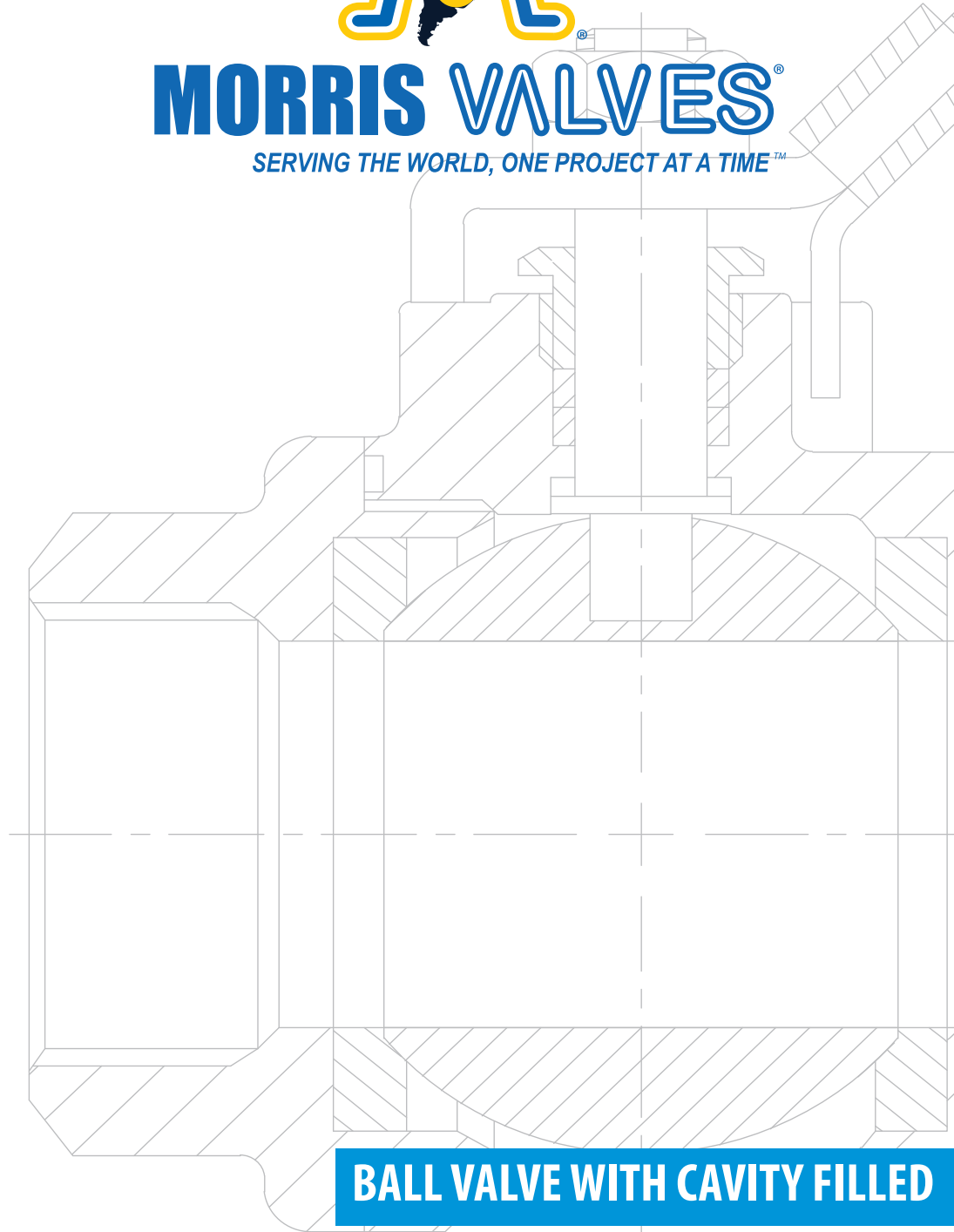




**MORRIS VALVES®**

SERVING THE WORLD, ONE PROJECT AT A TIME™



**BALL VALVE WITH CAVITY FILLED**

[www.morrisvalve.com](http://www.morrisvalve.com)



In 1984, our journey into the business of repairing valves and industrial instrumentation began. That journey has led us to represent and service well known American brands and companies. In early 2000, our experience and growing passion for the valve industry encouraged our decision to launch our own brand, Morris Valves. Starting with the highly requested Ball Valves, the brand has been based on the principal of quality and performance to match our customers' needs. Our high standards of production later lead us to incorporate other models such as Gate Valve and Check Valves to our production. These additions were carefully selected to match our Standard of Quality. Our success has been driven by our belief of "Tradition with Quality" in everything we do. Our products are developed with that belief which drives our growth and guides the service we provide to our customers.

## Mision

Our mission is to use our highly trained, highly focused, and extremely motivated staff to work with manufacturers who value quality and have the vision for new development and product applications to ensure the timely provision of goods and services related to valves, their components and industrial equipment in general. We maintain a rigorous standard of customer satisfaction, which will provide for the welfare of the company, the welfare of the countries we serve, and most importantly the sustainability of the planet.

## Contacts

**Address:** 6803 Theall Rd Building B, Houston, Tx 77066

**Telephone:** +1 (832) 666-5576

**Cel:** +1 (786) 779-7469

**Email:** sales@morrisvalve.com



## Vision

Our vision is to be amongst the leading corporations in the supply of goods and services related to valves, their components and industrial equipment in general. We want to conquer new markets in conformity with international standards and remain committed to customer satisfaction, the welfare of our company and the sustainability our planet.

*"Serving the world, one project at a time"*

# CF-FBV TYPE

Size: (0.5 – 12)"  
ANSI 150# / FLANGED END/FULL PORT

## FEATURES:

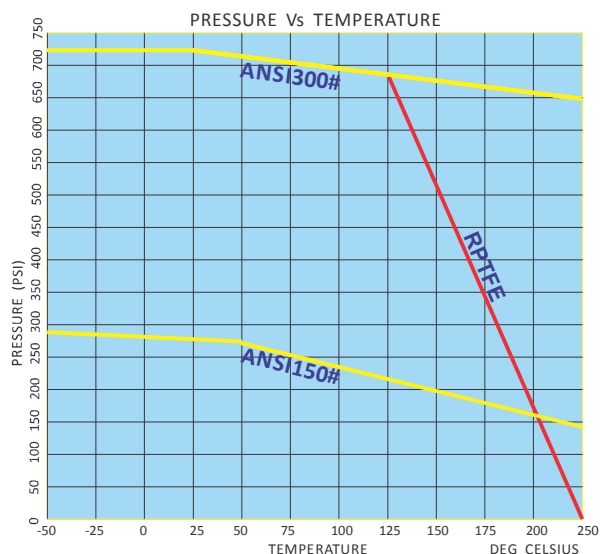
- \* INVESTMENT CASTING BODY
- \* MATERIAL: A216 - WCB, A351 - CF8 & A351 - CF8M
- \* FULL PORT
- \* FACE TO FACE DIMENSION: ANSI B16.10, END FLANGE
- \* DIMENSION: ANSI B16.5
- \* FLANGED FINISH: MSS SP - 6
- \* TEST: API 598
- \* BLOW-OUT PROOF STEM DESIGN
- \* SELF ADJUSTING STEM PACKING
- \* 100% AIR TESTED UNDER WATER AT 100 PSI; SHELL TEST: 450 Psi, SEAT TEST: 80 Psi
- \* TEMPERATURE RANGE – 20 to 450 °F
- \* ISO 5211 MOUNTING PAD LEVER OPERATED OR GEAR OPERATED

## OPTIONS:

- \* SOLID / HOLLOW BALL
- \* 10" – 12" CORED CAVITY BALL / HOLLOW BALL
- \* SILICONE FREE / OIL & GREASE FREE

## HOW TO ORDER

CF – FBV -  BODY MATERIAL -  SIZE F1 or F3



CE APPROVED



## The Purpose of Cavity Filler on Ball Valve

The cavity filled ball valves are with over 92% PTFE or TFM filler for the valve cavity.

Most of the usage on cavity filled valve is in:

- \* Sanitary industry, such as food or pharmacy.
- \* Painting

The valve cavity will be a space to remain the media. This is what the food industry does not like to see.

These remains can pile up quickly and contaminate the whole media in the pipe line.

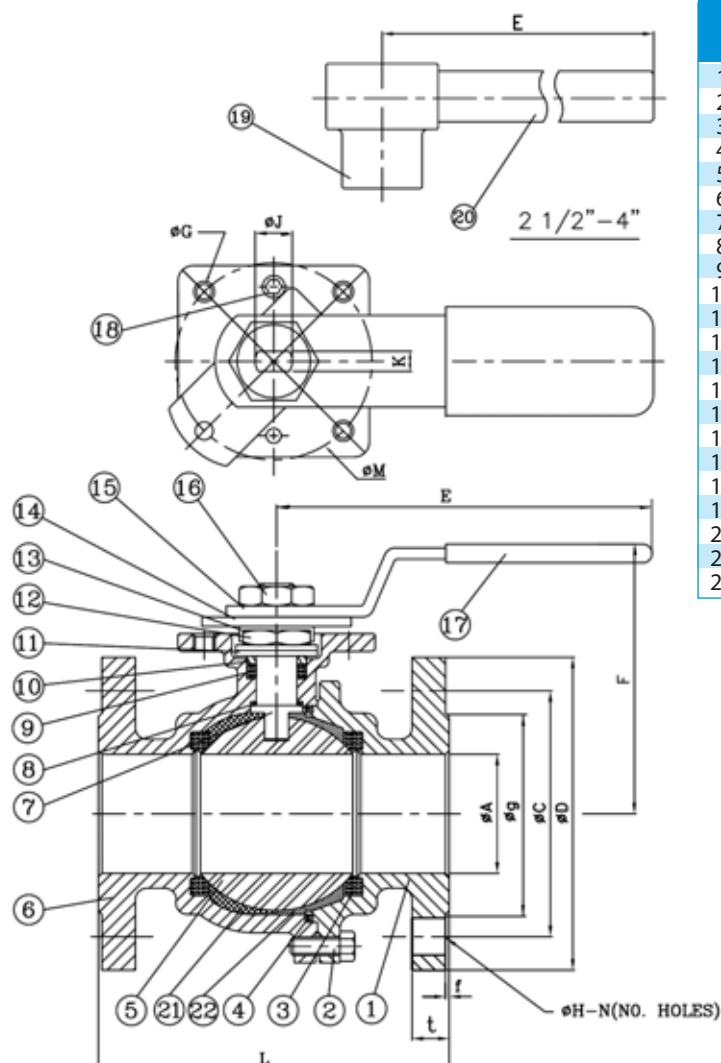
The resin supplier or bitumen, chocolate, or even water in the low temperature will need this filler to help the media to keep from getting solid in the valve cavity.

In addition, the paint industry does not like the media remainder either. The media in the valve cavity may become solid, and seize or block for operation.



MORRIS VALVES  
SERVING THE WORLD ONE PRODUCT AT A TIME

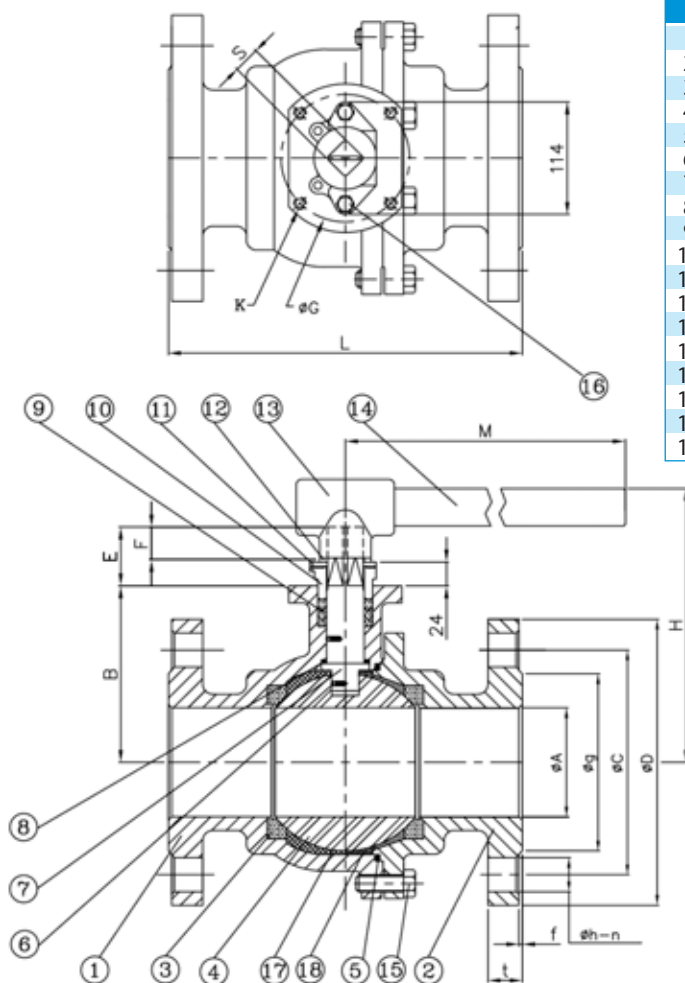
# SIZE: (0.5 – 4)"



PART		MATERIAL	
1	FLANGE END	A351 CF8M	A216 WCB
2	BOLTS	SS 304	SS 305
3	BALL SEATS	PTFE / RPTFE	PTFE / RPTFE
4	GASKET	PTFE	PTFE
5	BALL	SS 316	SS 304 / SS 316
6	BODY	A351 CF8M	A216 WCB
7	STEM	SS 316	SS 304 / SS 316
8	THRUSHT WASHER	RPTFE	RPTFE
9	STEM PACKING	PTFE	PTFE
10	GLAND	SS 304	SS 304
11	BELLEVILLE WASHER	SS 310	SS 310
12	STEM NUT	SS 304	SS 304
13	NUT LOCK	SS 304	SS 304
14	STOP PLATER	SS 304	SS 304
15	HANDLE	SS 304	SS 304
16	HABDLE NUT	SS 304	SS 304
17	HANDLE COVER	PLASTISOL	PLASTISOL
18	STOP PIN	SS 304	SS 304
19	LEVER HEAD	A351 CF8	A351 CF8
20	LEVER	STEEL PIPER	STEEL PIPER
21	CAVITY FILL SEAT A	PTFE	PTFE
22	CAVITY FILL SEAT B	PTFE	PTFE

SIZE	A	F	E	K	M	G	J	(class 150) FLANGE DIMENSIONS								(class 300) FLANGE DIMENSIONS							
								L	D	C	H	N	T	g	f	L	D	C	H	N	T	g	f
1/2"	15	76	145	6.5	42	M5	10	108	89	60.5	16	4	11.2	35	1.6	140	95	66.5	16	4	14.5	35	1.6
3/4"	20	80	145	6.5	42	M5	10	117	98	70	16	4	11.2	43	1.6	152	117	82.5	19	4	16	43	1.6
1"	25	88	195	9.7	50	M6	14	127	108	79.5	16	4	11.2	51	1.6	165	124	89	19	4	17.5	51	1.6
1-1/4"	32	92	195	9.7	50	M6	14	140	117	89	16	4	12.7	64	1.6	180	134	98.5	19	4	19.5	64	1.6
1-1/2"	36	114	250	9.7	70	M8	18	165	127	98.5	16	4	14.3	73	1.6	190	156	114.5	22	4	21	73	1.6
2"	50	123	250	9.7	70	M8	18	178	152	120.5	19	4	15.9	92	1.6	216	165	127	20	8	22.5	92	1.6
2-1/2"	65	142	310	12	102	M10	20	190	178	139.5	19	4	17.8	105	1.6	241	190	149	22	8	25.5	105	1.6
3"	80	152	310	12	102	M10	20	203	190	152.5	19	4	19.1	127	1.6	283	210	168	22	8	29	127	1.6
4"	100	182	310	15	102	M10	24	229	229	190.5	19	8	24	157	1.6	305	254	200	22	8	32	157	1.6

# SIZE: (5 – 12)"



PART		MATERIAL	OPTION	
1	FLANGE BODY	A351 CF8M	A351 CF8	A216 WCB
2	FLANGE END	A351 CF8M	A351 CF8	A216 WCB
3	BALL SEATS	RPTFE	-	-
4	BALL	A351 CF8M	A351 CF8	-
5	GASKET	PTFE	-	-
6	ANTI - STATIC	OPTION	-	-
7	STEM	SS 316	SS 304	-
8	THRUSHT WASHER	PTFE	-	-
9	STEM PACKING	PTFE	-	-
10	GLAND	SS 304	-	-
11	STOPPER	SS 304	-	-
12	STOP PLATE	SS 304	-	-
13	HANDLE HEAD	FCD 45	-	-
14	HANDLE TUBE	CARBON STEEL	-	-
15	HAX. BOLTS	SS 304	-	CARBON STEEL
16	GLAND BOLT	SS 304	-	-
17	CAVITY FILL SEAT A	PTFE	-	-
18	CAVITY FILL SEAT B	PTFE	-	-

SIZE	A	B	E	F	G	H	M	L	K	S	(class 150) FLANGE DIMENSIONS							(class 300) FLANGE DIMENSIONS						
											D	C	n	h	g	t	f	D	C	n	h	g	t	f
5"	125	150	58	34	125	265	700	356	M12	28	254	190.5	8	22	186	23.9	1.6	-	-	-	-	-	-	-
6"	150	170	58	34	125	285	850	394	M12	28	279	241.5	8	22	216	25.4	1.6	318	270	12	22	216	37	1.6
8"	200	219	64	38	125	354	1100	457	M12	36	343	298.5	8	22	270	28.6	1.6	381	330.2	12	26	270	41.5	1.6
10"	250	255	64	38	125	390	1200	533	M12	36	406	362	12	25	324	30.2	1.6	445	387.3	16	29	324	48	1.6
12"	300	307	79	46	140	442	1500	610	M12	36	483	432	12	25	381	31.8	1.6	-	-	-	-	-	-	-



**MORRIS VALVES**  
BEYOND THE WORLD, ONE PRODUCT AT A TIME

6803 Theall Rd Building B, Houston, Texas. 77066 Phone :+1 (832) 666-5576 [www.morrisvalve.com](http://www.morrisvalve.com)





*A Tradition of Quality*

*Our passion is to develop  
solutions for difficult situations in  
Industrial Applications, no matter  
how large or small the project.*

*"Serving the world, one project at a time"*

